

## Natural Products

## Towards the Total Synthesis of Jerangolids – Synthesis of an Advanced Intermediate for the Pharmacophore Substructure

Julian Lenhof,<sup>[a]</sup> Michael Hutter,<sup>[b]</sup> Volker Huch,<sup>[c]</sup> and Johann Jauch<sup>\*[a]</sup>

Dedicated to Prof. Dr. Volker Schurig on the occasion of his 80th birthday.

**Abstract:** The jerangolids are a class of natural products with a skipped diene substructure isolated from *Sorangium cellulosum*. Here, we present a new strategy for the total synthesis of these compounds based on a skipped diyne as central building block and a suitably substituted epoxy aldehyde as building block for the dihydropyran substructure. So far, we reached an advanced intermediate which is related to the pharmacophore subunit of

the jerangolids as well as of the ambruticins. A key step is a Shi epoxidation with high *e.r.* to form the epoxy aldehyde. Both building blocks are coupled in a Carreira alkynylation, where additional mechanistic studies based on DFT calculation were realized. The alkynylation is followed by a nucleophilic 6-*endo-tet* epoxide opening to form the pyran structure and a Nicholas reduction to remove a propargylic OH group.

## Introduction

The first jerangolids<sup>[1]</sup> were isolated by Gerth, Höfle and co-workers in 1995 from the myxobacterium *Sorangium cellulosum* So ce 307 (Figure 1).

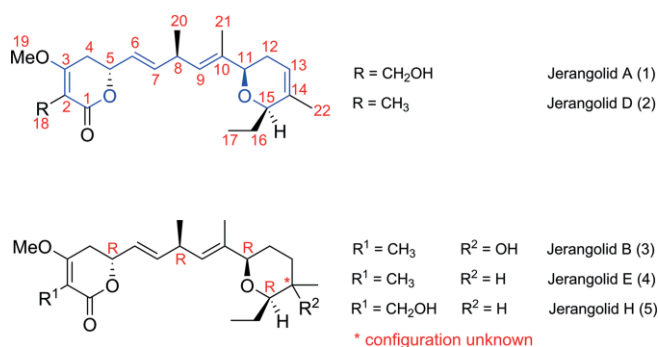


Figure 1. Structures of the so far known jerangolids.

[a] J. Lenhof, Prof. Dr. J. Jauch  
Organic Chemistry II, Saarland University,  
P.O. Box 111550, 66041 Saarbrücken, Germany  
E-mail: j.jauch@mx.uni-saarland.de  
<https://www.uni-saarland.de/lehstuhl/jauch/aktuelles.html>

[b] Dr. M. Hutter  
Center for Bioinformatics, Saarland University,  
P.O. Box 111550, 66041 Saarbrücken, Germany

[c] Dr. V. Huch  
General and Inorganic Chemistry, Saarland University,  
P.O. Box 111550, 66041 Saarbrücken, Germany

Supporting information and ORCID(s) from the author(s) for this article are available on the WWW under <https://doi.org/10.1002/ejoc.202000586>.

© 2020 The Authors. Published by Wiley-VCH GmbH. This is an open access article under the terms of the Creative Commons Attribution License, which permits use, distribution and reproduction in any medium, provided the original work is properly cited.

The jerangolids are structurally related to the ambruticins<sup>[2]</sup> (Figure 2) which were isolated from *Polyangium cellulosum* var. *fulvum*<sup>[2a,2b]</sup> and *Sorangium cellulosum* So ce 10.<sup>[2c,2d]</sup> Since both, the jerangolids and the ambruticins, show potent antifungal activity,<sup>[1,2]</sup> it was assumed<sup>[3]</sup> that the common substructure of both natural compounds (C6–C17 and C20–C22 jerangolide numbering) is the pharmacophore responsible for the fungicidal effect.

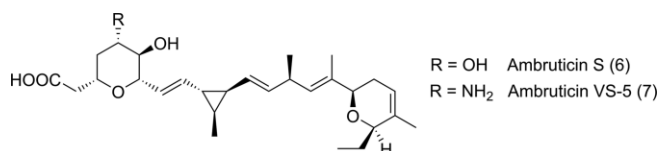


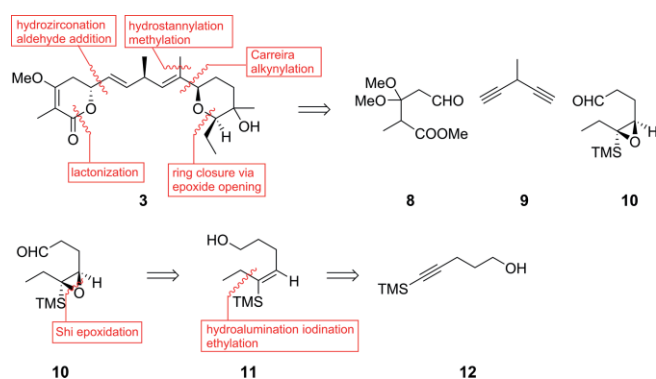
Figure 2. Structures of selected ambruticins.

Due to the interesting structure and the pharmacological activity of the jerangolids total syntheses were developed for these substances. Whereas Marko et al.<sup>[4]</sup> synthesized jerangolid D (2), Hanessian and co-workers<sup>[5]</sup> synthesized jerangolid A (1) and Hahn et al.<sup>[6]</sup> very recently developed a total synthesis for jerangolid E (4). Besides these complete syntheses, also synthetic approaches for substructures of the jerangolids appeared in the literature.<sup>[7]</sup>

We became interested in the jerangolids because of their cryptical symmetric structure (Figure 1, blue structure) and their promising pharmacological activity. Here we would like to present preliminary results of our synthetic efforts to develop a synthetic strategy for jerangolid B (3), which should be adaptable also for the synthesis of all other jerangolids. Therefore we here focus on the synthesis of an advanced intermediate related to the C6–C17 substructure (closely related to the pharmacophore of jerangolids and ambruticins).

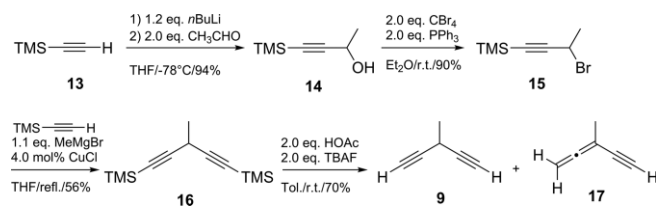
## Results and Discussion

Retrosynthetically, we envisioned removing the methyl group C21 and disconnecting the C10–C11 bond as well as the C5–C6 bond as shown in Scheme 1. Ring closure to the hydroxy-tetrahydropyran ring is effected through nucleophilic epoxide opening of the corresponding epoxy aldehyde **10** after Carreira alkynylation of the prochiral 3-methyl-1,4-pentadiyne **9**. The idea behind this disconnection was if it would be possible to construct the stereogenic center C11 with the correct configuration in a Carreira alkynylation *and* concomitantly desymmetrize<sup>[8]</sup> the diyne **9** to get the correct configuration at C8. Diyne **9** is a known compound<sup>[9]</sup> and epoxy-aldehyde **10** can be traced back to trimethylsilylpentynol **12**. The TMS group in **10** is needed to directly open the epoxide to the tetrahydropyran ring (6-*endo-tet* cyclization) rather than to the tetrahydrofuran ring (5-*exo-tet* cyclization).<sup>[10]</sup>



Scheme 1. Retrosynthetic disconnections into small building blocks.

Our synthesis started with the preparation of diyne **9** according to Verkruijsse et al.,<sup>[9]</sup> but we used TMS-acetylene instead of acetylene as starting material (see lit.<sup>[9e]</sup>), so that in the last step the TMS groups have to be removed (Scheme 2).



Scheme 2. Synthesis of 3-methyl-1,4-pentadiyne **9**.

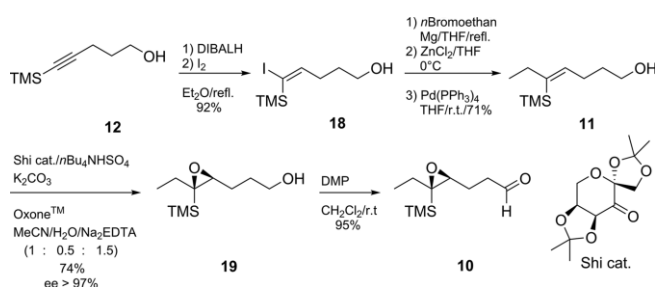
Desilylation of **16** to **9** is a crucial step (Table 1). TBAF in THF, CH<sub>2</sub>Cl<sub>2</sub> or toluene gave allenyne **17** as the sole product, also pyridine–HF complex resulted in **17**, probably due to isomerization of diyne under basic conditions. For successful desilylation without isomerization of **9** to **17** it is necessary to add 2.0 equiv. of HOAc prior to the addition of TBAF. Purification of **9** is very difficult due to high volatility and instability at room temperature. Since the planned Carreira alkynylation with **9** runs best in toluene as solvent, we isolated **9** as a solution in toluene, which can be stored without decomposition in a freezer at –30 °C. The concentration of this solution was determined by <sup>1</sup>H-NMR spectroscopy.

Table 1. Desilylation of **16**.

reactants	solvent	diyne <b>9</b> [%] <sup>[a]</sup>	allenyne <b>17</b> [%] <sup>[a]</sup>
TBAF	THF	1	99
TBAF/AcOH	THF	99 <sup>[b]</sup>	1

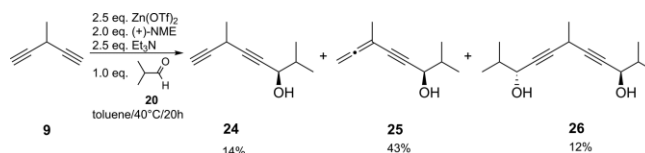
[a] Ratios were determined with <sup>1</sup>H-NMR spectroscopy. [b] Isolated yield 70 % of **9** in THF solution.

Next, we synthesized building block **10** (Scheme 3). Starting from commercially available 5-trimethylsilyl-pent-4-yn-1-ol **12**, hydroalumination with DIBALH and iodination with I<sub>2</sub> led to vinyl iodide **18**.<sup>[11]</sup> Negishi coupling<sup>[12]</sup> with ethylzinc bromide gave unsaturated alcohol **11**, which was converted to epoxy alcohol **19** through Shi epoxidation<sup>[13]</sup> with *er* = 98.5:1.5.<sup>[14]</sup> Finally, Dess–Martin oxidation resulted in epoxy aldehyde **10** in 46 % yield over four steps.



Scheme 3. Synthesis of the building block **10** for the tetrahydropyran substructure of the jerangolids.

Now, the stage was set for the planned Carreira alkynylation.<sup>[15]</sup> Prior to the coupling of skipped diyne **9** with epoxy aldehyde **10**, we studied the alkynylation of **9** with isobutyraldehyde (**20**), 3-phenylpropionaldehyde (**21**) and with benzaldehyde (**22**) to find suitable reaction conditions. Astonishingly, no reaction occurred at room temperature, in contrast to Carreira's standard conditions.<sup>[15]</sup> As control experiments, we pursued alkynylations with 1-octyne (**23**) and aldehyde **20** under standard conditions in toluene and in dichloromethane as solvents. These control experiments worked quite well, so the skipped diyne **9** must have a lower intrinsic reactivity than simple alkynes.<sup>[16]</sup> After extensive experimentation with **9** and isobutyraldehyde (**20**) we found that a Carreira alkynylation takes place at 40 °C and requires 2.5 equiv. of Zn(OTf)<sub>2</sub>, 2.5 equiv. *N*-methyl ephedrine and 2.0 equiv. of Et<sub>3</sub>N. To prevent excessive formation of **26**, aldehyde **20** had to be added very slowly (best with a syringe pump over several hours) to the reaction mixture (Scheme 4).



Scheme 4. Optimized conditions for Carreira alkynylation of **9** with **20**.

Unfortunately, we did not only get the expected diynol **24** in rather low yield, but the allenynol **25** as the main product together with the diynol **26**. Up to now, we were unable to find conditions to obtain **24** as the main product. 1,4-pentadi-

ynes with an active C-H bond in 3-position always showed isomerization to the corresponding allenynols alongside the alkynylation.

Obviously, isomerization of **9** to **17** occurs during alkynylation of the aldehyde. To gain more insight into isomerization during the Carreira reaction with **9**, DFT calculations were performed.<sup>[17]</sup> Allenyne **17** was computed to be 11.5 kcal/mol more stable than the diyne **9**, indicating that the allenyne is thermodynamically preferred. We also calculated various possible Zn complexes<sup>[18]</sup> from **9** and **17** (Figure 3).

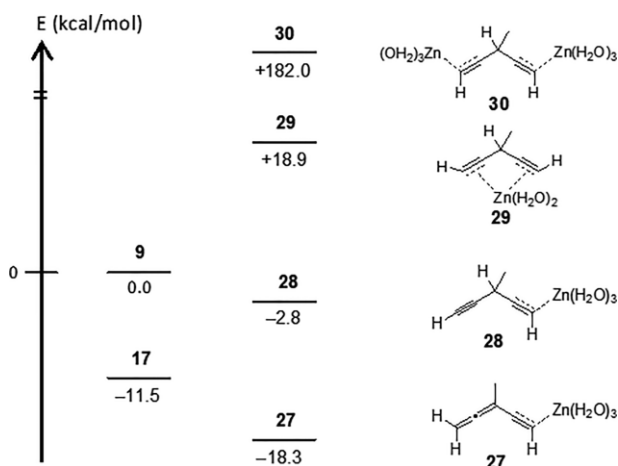
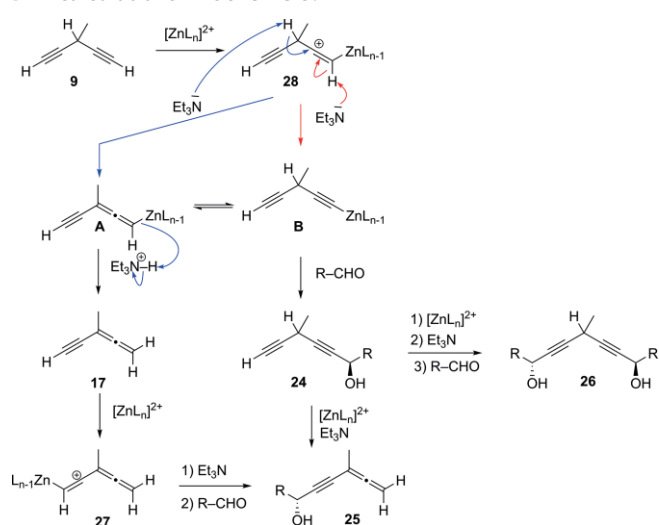


Figure 3. Structures and relative energies of **9**, **17**, and Zn complexes **27**, **28**, **29** and **30**.

For additional information of the Zn complexes **27–30** (bond lengths, bond angles) see SI.

Until now, there is no further information in the literature about the exact alkynylation mechanism of skipped diynes. Therefore we present our suggested mechanism for the alkynylation and occurring isomerization based on the results of the DFT calculations in Scheme 5.

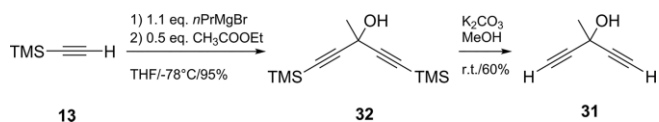


Scheme 5. Possible mechanism to explain products **24**, **25** and **26**. The blue reaction path must be fast compared to the red reaction path to explain the relative amounts of the products.

The complexation of **9** with zinc generates the vinylic cation **28**. Thereby the acidity of position three and five increases sig-

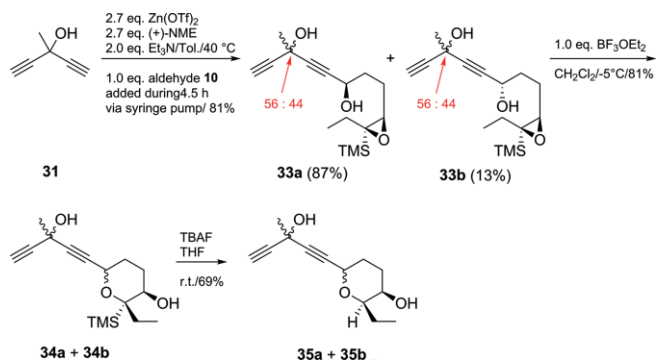
nificantly and after deprotonation with triethylamine, the allenylzinc **A** or zincacetylide **B** are formed. Following this, the zincacetylide **B** reacts with the aldehyde to the particular propargylic alcohol **24**, whereas the reactivity of the allenylzinc species is too low for further reactions and is consequently protonated by the ammonium ion. The allenyne **17** undergoes the same complexation to form the most stable zinc complex **27** and further reacts to the propargylic alcohol **25**. Based on the DFT calculations, the blue reaction pathway is favored leading to the formation of the energetically lower allenyne **17** and the zinc complex **27**, assuming thermodynamic control of the mechanism after the formation of intermediate **A**.

To circumvent the allene formation, the central building block **9** had to be replaced by a less volatile and more stable diyne, which can not isomerize to an allenyne like **17** or **25**. Therefore, we used the tertiary alcohol **31** as a substitute for **9**. **31** is a stable, less volatile compound, the OH-group can in principle be removed by the Nicholas reaction<sup>[19]</sup> and it is easily accessible<sup>[20]</sup> (Scheme 6). We got crystals of **31** suitable for X-ray analysis. Details thereof can be found in the SI.



Scheme 6. Synthesis of the new central building block **31**.

With **31** in hand, the Carreira alkynylation with aldehyde **10** could be performed. Applying the conditions for diyne **9**, we obtained the desired secondary alcohol **33** as a mixture of diastereomers (Scheme 7). Regarding the expected desymmetrization of the enantiotopic triple bonds in **31**, the diastereoselectivity is very small (56:44), whereas the selectivity of the Carreira alkynylation is acceptable (87:13) (Scheme 7).<sup>[21]</sup>

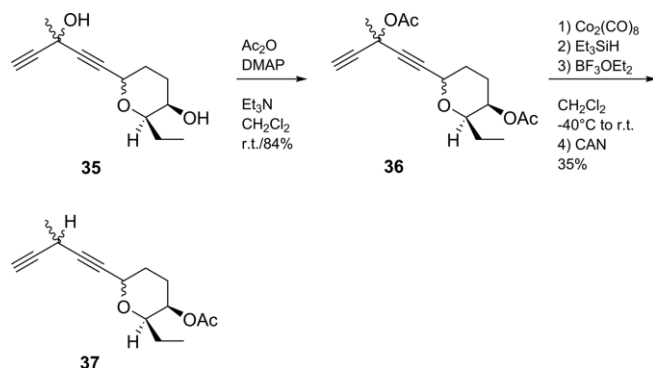


Scheme 7. Carreira alkynylation of **31** and epoxy aldehyde **10**, cyclization and deprotection.

The mixture of diastereomers **33a** and **33b** was cyclized to tetrahydropyrans **34a** and **34b** through  $\text{BF}_3$ -induced epoxide opening in 81 % yield and high 6-*endo-tet* selectivity (the same composition as **33a** and **33b**, but now, the diastereomers could be separated via flash chromatography). The regioselectivity is controlled by the silyl-group, which favors a nucleophilic attack at the  $\alpha$ -carbon center.<sup>[10i,22]</sup> The TMS group attached to C15 could be removed in 69 % yield with TBAF in THF to give the

advanced intermediate **35**. Here, the diastereomers also could be separated with flash chromatography.

At this stage, we studied the racemic deoxygenation of the tertiary alcohol via Nicholas reaction.<sup>[19]</sup> A stereoselective method was published by Kann.<sup>[23]</sup> To remove the OH group it has to be converted into an acetate since acetates work better in Nicholas reactions than free OH groups.<sup>[19]</sup> Thus, treatment of **35** with acetic anhydride and DMAP gave acetate **36**, which was subjected to deoxygenation with  $\text{Co}_2(\text{CO})_8$ ,  $\text{Et}_3\text{SiH}$  and  $\text{BF}_3\cdot\text{OEt}_2$  to give the skipped diyne **37** after oxidative regeneration of the triple bond with ceric ammonium nitrate in 35 % (Scheme 8).



Scheme 8. Deoxygenation under Nicholas conditions.

## Conclusions

In summary, we could synthesize compound **37**, which is an advanced intermediate in our total synthesis of the jerangolids, in 11 steps and 7 % yield, with the longest linear sequence of 7 steps. This intermediate permits the completion of the synthesis of the natural products as well as the synthesis of analogues for pharmacological testing. Key steps are a Carreira alkynylation with a skipped diyne, a TMS directed 6-*endo-tet* epoxide opening and a Nicholas reaction with  $\text{Et}_3\text{SiH}$  for the deoxygenation of a tertiary alcohol. The strategy is highly flexible, which opens the possibility to synthesize many structural analogues for pharmaceutical evaluation. Currently, we work on the completion of the synthesis of jerangolid B and the optimization of the Nicholas reaction. This work will be published in due course.

## Experimental Section

**General:** All reactions were run under an  $\text{N}_2$  atmosphere in dried (heat gun) glassware. All solvents used in reactions were purchased in HPLC grade quality and were additionally freshly distilled under  $\text{N}_2$ . THF and toluene were distilled from sodium/benzophenone and dichloromethane was distilled from  $\text{CaH}_2$ . Solvents for flash chromatography and for the extraction of aqueous phases were distilled under laboratory atmosphere with a rotavap. Petrol ether refers to a mixture of hexanes with a boiling range from 45–65 °C. All other chemicals were used as purchased without additional purification. Silica gel for flash chromatography was from Merck, Darmstadt, Germany (Silica 60, particle size 40–63  $\mu\text{m}$ ). TLC plates for reaction monitoring were from Merck, Darmstadt, Germany (Si60<sub>254</sub> glass

plates 50 × 100 mm). NMR spectra were recorded with a BRUKER AV 400 NMR spectrometer at 400 MHz ( $^1\text{H}$ ) and 100 MHz ( $^{13}\text{C}$ ) respectively. HRMS spectra were recorded on a Bruker Solarix 7T FTICR-MS.

**4-(Trimethylsilyl)but-3-yn-2-ol (**14**):** Trimethylsilylacetylene (**13**) (21.9 mL, 153 mmol) is dissolved in dry THF (200 mL) and cooled to  $-78^\circ\text{C}$ .  $n\text{BuLi}$  (72 mL of a 2.5 M solution in hexane, 180 mmol) is added over 15 min. The resulting yellow solution is stirred for 1.5 h at  $-78^\circ\text{C}$  prior to slow addition of acetaldehyde (25.3 mL, 450 mmol) over 30 min. Stirring is continued at  $-78^\circ\text{C}$  for three hours. Then, the reaction is quenched by adding sat.  $\text{NH}_4\text{Cl}$  solution. The phases are separated and the aqueous phase is extracted with diethyl ether. The combined organic phases are washed with brine and dried with  $\text{MgSO}_4$ . Filtration and evaporation of the solvent yield the product as slightly yellow oil (13.3 g, 95.5 mmol, 62 %), which is used without further purification.  $^1\text{H}$ -NMR (400 MHz,  $\text{CDCl}_3$ ,  $20^\circ\text{C}$ ):  $\delta$  = 0.18 (s, 9 H, TMS), 1.45 (d,  $J$  = 7.0 Hz, 3 H, H1), 4.52 (q,  $J$  = 7.0 Hz, 1H, H2) ppm.  $^{13}\text{C}$ -NMR (100 MHz,  $\text{CDCl}_3$ ,  $20^\circ\text{C}$ )  $\delta$  =  $-0.16$  ( $\text{H}_3\text{C-Si}$ ), 24.2 (C1), 58.7 (C2), 88.4 (C4), 107.7 (C3) ppm.

**3-(Bromobut-1-ynyl)trimethylsilane (**15**):** Tetrabromomethane (33.2 g, 100 mmol) is dissolved in dry diethyl ether (slightly orange solution). To this solution a solution of **14** (12.0 g, 50 mmol) in diethyl ether (5.0 mL) is added at once with stirring at room temperature. Next, triphenylphosphine (26.2 g, 100 mmol) is divided into four portions and these portions are added at intervals of 15 min. while stirring the reaction mixture. After ca. 60 min (TLC control, petroleum ether/diethyl ether, 3:1 v/v) the reaction is finished and the reaction mixture is filtered through celite and purified by flash chromatography (petroleum ether/diethyl ether, 3:1 v/v) to give the product as colourless oil (11.1 g, 49.5 mmol, 99 %).  $^1\text{H}$ -NMR (400 MHz,  $\text{CDCl}_3$ ,  $20^\circ\text{C}$ ):  $\delta$  = 0.19 (s, 9 H, TMS), 1.92 (d,  $J$  = 7.0 Hz, 3 H, H4), 4.62 (q,  $J$  = 7.0 Hz, 1H, H3) ppm.  $^{13}\text{C}$ -NMR (100 MHz,  $\text{CDCl}_3$ ,  $20^\circ\text{C}$ )  $\delta$  =  $-0.29$  ( $\text{H}_3\text{C-Si}$ ), 27.3 (C4), 31.3 (C3), 91.0 (C1), 105.0 (C2) ppm.

**3-Methyl-1,5-bis(trimethylsilyl)penta-1,4-diyne (**16**):** A solution of  $\text{MeMgBr}$  (3.0 M, 19.0 mL, 57 mmol) in diethyl ether is diluted by THF (60 mL) prior to dropwise addition of Trimethylsilylacetylene (**13**) (9.5 mL, 67 mmol) during 15 min. so that the reaction mixture is gently boiling. After cooling to room temperature, dry  $\text{CuCl}$  (180 mg, 3.6 mmol) is added and the reaction mixture is heated to reflux for 1.5 hours. After cooling to room temperature, a solution of **15** (11.1 g, 50 mmol) in THF (8.5 mL) is added dropwise during 30 min. The black solution is heated and stirred for a further 2.5 hours at reflux. After cooling to room temperature, the reaction mixture is added carefully to a mixture of 1 M  $\text{HCl}$  (50 mL) and ice. The mixture is extracted with diethyl ether and the combined organic extracts are washed with sat.  $\text{NaHCO}_3$  solution and brine successively. Drying with  $\text{MgSO}_4$ , filtration and evaporation of the solvent gives the crude product which is purified by distillation (Kugelrohr) at 5 Torr at 85–90 °C. Yield: colourless oil (6.83 g, 31 mmol, 62 %).  $^1\text{H}$ -NMR (400 MHz,  $\text{CDCl}_3$ ,  $20^\circ\text{C}$ ):  $\delta$  = 0.17 (s, 18 H, TMS), 1.44 (d,  $J$  = 7.0 Hz, 3 H, H6), 3.51 (q,  $J$  = 7.0 Hz, 1H, H3) ppm.  $^{13}\text{C}$ -NMR (100 MHz,  $\text{CDCl}_3$ ,  $20^\circ\text{C}$ )  $\delta$  =  $-0.06$  ( $\text{H}_3\text{C-Si}$ ), 19.7 (C6), 22.4 (C3), 84.5 (C2/C4), 105.2 (C1/C5) ppm.

**3-Methylpenta-1,4-diyne (**9**):** 3-Methyl-1,5-bis(trimethylsilyl)penta-1,4-diyne (**16**) (441 mg, 2 mmol) is dissolved in toluene at room temperature. Next, acetic acid (230  $\mu\text{L}$ , 4 mmol) is added with stirring and a solution of TBAF (1.24 g, 4 mmol) in toluene (4 mL) is added very slowly dropwise during 1 hour. Stirring at room temperature is continued until **16** is consumed completely (ca. 60 hours, judged by  $^1\text{H}$ -NMR spectroscopy). Sat.  $\text{NaHCO}_3$  solution is added and the organic phase is washed twice with water. The combined



aqueous phases are re-extracted once with toluene (4 mL). The combined organic phases are dried with  $\text{MgSO}_4$ . After filtering the  $\text{MgSO}_4$ , the yield and concentration of the product in toluene are determined by  $^1\text{H}$ -NMR spectroscopy and the solution is used for the Carreira reaction. Yield: 1.26 mmol of **9** (63 %) in 10 mL of toluene ( $c = 0.126$  mmol/mL).  $^1\text{H}$ -NMR (400 MHz,  $\text{CDCl}_3$ , 20 °C):  $\delta = 1.48$  (d,  $J = 7.0$  Hz, 3H, H6), 2.17 (d,  $J = 2.5$  Hz, 2H, H1 and H5), 3.45 (qt,  $J = 7.0$ , 2.5 Hz, 1H, H3) ppm.  $^{13}\text{C}$ -NMR (100 MHz,  $\text{CDCl}_3$ , 20 °C):  $\delta = 17.4$  (C6), 21.9 (C3), 68.7 (C1 and C5), 83.0 (C2 and C4).

**(E)-5-Iodo-5-(trimethylsilyl)pent-4-en-1-ol (18):** 1-(Trimethylsilyl)pent-4-yn-1-ol (**12**) (5.47 g, 35 mmol) are dissolved in diethyl ether (80 mL) and cooled to 0 °C. At this temperature, a solution of DIBALH in toluene (1.2 M, 71.5 mL, 85.8 mmol) is slowly added dropwise. After all, DIBALH has been added, the reaction mixture is heated to reflux for 24 hours. After cooling to room temperature the mixture is cooled to -78 °C and a solution of iodine (35.5 g, 140 mmol) in diethyl ether (75 mL) is carefully added dropwise whereupon the reaction mixture turns dark brown. After two hours at -78 °C, the reaction mixture is allowed to reach room temperature (remove the cooling bath; stirring and warming overnight reduces the yield dramatically!) and is quenched with 1 M HCl (ca. 150 mL). The phases are separated and the aqueous phase is extracted with diethyl ether. The combined organic phases are washed successively with sat.  $\text{Na}_2\text{S}_2\text{O}_3$  solution and brine and are dried with  $\text{Na}_2\text{SO}_4$ . After filtration and evaporation the crude product is purified via flash chromatography (petroleum ether/acetone, 3:1 v/v). Yield: colourless oil (9.12 g, 32 mmol, 92 %).  $^1\text{H}$ -NMR (400 MHz,  $\text{CDCl}_3$ , 20 °C):  $\delta = 7.18$  (t,  $J = 7.8$  Hz, 1 H, H4), 3.66 (t,  $J = 6.5$  Hz, 2 H, H1), 2.19 (dt,  $J = 7.3$ , 7.8 Hz, 2H, H3), 1.66 (tt,  $J = 6.5$ , 7.5 Hz, 2H, H2), 1.43 (br s, 1H, OH), 0.28 (s, 9H, TMS) ppm.  $^{13}\text{C}$ -NMR (100 MHz,  $\text{CDCl}_3$ , 20 °C)  $\delta = 155.5$  (C4), 107.3 (C5), 61.9 (C1), 31.9 (C3), 31.4 (C2), 1.1 (TMS) ppm. HRMS (ESI+): calcd. for  $\text{C}_8\text{H}_{18}\text{IOSi}$  ( $[\text{M} + 1]^+$ ):  $m/z = 285.01662$ ; found  $m/z = 285.01670$ .

**(Z)-5-(Trimethylsilyl)hept-4-en-1-ol (11):** To magnesium chips (8.5 g, 350 mmol) is added a solution of bromoethane (26.1 mL, 350 mmol) in THF (120 mL) dropwise so that the Grignard reaction starts and is boiling gently throughout the addition of bromoethane. After the addition is complete, the mixture is refluxed until all Mg is consumed (Ethylmagnesiumbromide solution **A**). Next, freshly dried  $\text{ZnCl}_2$  (47.7 g, 350 mmol) is dissolved in THF (430 mL) at 0 °C. To this solution, 120 mL of the Grignard solution **A** prepared above is slowly added dropwise at 0 °C and then the mixture is stirred at room temperature for one hour (Ethylzincchloride solution **B**). In the meantime, **18** (9.95 g, 35 mmol) is dissolved in THF (75 mL) and to this solution,  $(\text{Ph}_3\text{P})_4\text{Pd}$  (1.12 g, 1.05 mmol) is added and the mixture is stirred for 15 min. Then, solution **B** (250 mL) is added dropwise at room temperature until all **18** is consumed (TLC control, petroleum ether/diethyl ether, 2:1 v/v). Then an excess of ethylzincchloride is destroyed by the addition of a mixture of sat.  $\text{NH}_4\text{Cl}$  solution and ice. The mixture is extracted with diethyl ether and the combined organic extracts are washed successively with water and brine. Drying with  $\text{MgSO}_4$ , filtration and evaporation of the solvent gives the crude product which is purified by flash chromatography (petroleum ether/diethyl ether, 5:1  $\rightarrow$  2.5:1 v/v), yielding pure **11** (4.6 g, 25 mmol, 71 %).  $^1\text{H}$ -NMR (400 MHz,  $\text{CDCl}_3$ , 20 °C):  $\delta = 5.94$  (t,  $J = 7.5$  Hz, 1 H, H4), 3.67 (t,  $J = 6.5$  Hz, 2 H, H1), 2.23–2.17 (m, 2H, H3), 2.10–2.04 (m, 2H, H6), 1.69–1.62 (m, 2H, H2), 0.96 (t,  $J = 7.5$  Hz, 3H, H7), 0.15 (s, 9H, TMS) ppm.  $^{13}\text{C}$ -NMR (100 MHz,  $\text{CDCl}_3$ , 20 °C)  $\delta = 140.6$  (C4), 121.9 (C5), 62.7 (C1), 33.1 (C3), 30.9 (C2), 28.4 (C6), 15.4 (C7), 0.3 (TMS) ppm. HRMS (ESI+): calcd. for  $\text{C}_{10}\text{H}_{23}\text{OSi}$  ( $[\text{M} + 1]^+$ ):  $m/z = 197.15127$ ; found  $m/z = 187.15100$ .

**3-[(2S,3R)-3-Ethyl-3-(trimethylsilyl)oxiran-2-yl]propan-1-ol (19):** Alken **11** (4.6 g, 25 mmol) are dissolved in acetonitrile (350 mL). To

this solution a solution of  $\text{Na}_2\text{EDTA}$  ( $4 \times 10^{-4}$  M, 250 mL) and Shi-catalyst (synthesized from *l*-sorbitol; 4.5 g, 17.5 mmol) and  $n\text{Bu}_4\text{NHSO}_4$  (1.02 g, 3 mmol) are added. The solution is stirred very vigorously and cooled to 0 °C. At this temperature a solution of  $\text{K}_2\text{CO}_3$  (23.0 g, 167.5 mmol) in water (180 mL) and a solution of Oxone<sup>TM</sup> (24.6 g, 40 mmol  $\text{KHSO}_5$ ) in  $4 \times 10^{-4}$  M aqueous  $\text{Na}_2\text{EDTA}$  (180 mL) are added dropwise simultaneously. After the addition is complete, the reaction mixture is stirred vigorously for an additional hour and then quenched by addition of pentane (200 mL). The phases are separated and the aqueous phase is extracted several times with pentane and once with diethyl ether. The combined organic extracts are washed with brine and dried with  $\text{MgSO}_4$ . After filtration and evaporation of the solvent, the crude product is purified by flash chromatography (petroleum ether/diethyl ether, 5:1  $\rightarrow$  1:1 v/v) yielding **19** as a yellowish oil (3.74 g, 18.5 mmol, 74 %).  $^1\text{H}$ -NMR (400 MHz,  $\text{CDCl}_3$ , 20 °C):  $\delta = 3.75$ –3.69 (m, 2 H, H1), 2.73 (dd,  $J = 3.8$ , 8.5 Hz, 1 H, H4), 1.99–1.90 (m, 1H, H3), 1.84–1.74 (m, 3 H,  $2 \times \text{H}_2 + 1 \times \text{H}_3$ ), 1.54–1.46 (m, 1 H, H6), 1.17–1.08 (m, 1 H, H6), 0.92 (t,  $J = 7.5$  Hz, 3 H, H7), 0.15 (s, 9 H, TMS) ppm.  $^{13}\text{C}$ -NMR (100 MHz,  $\text{CDCl}_3$ , 20 °C)  $\delta = 63.2$  (C1), 62.4 (C4), 59.0 (C5), 30.3 (C6 + C3), 27.5 (C2), 10.0 (C7), -1.2 (TMS) ppm. HRMS (ESI-): calcd. for  $\text{C}_{10}\text{H}_{21}\text{O}_2\text{Si}$  ( $[\text{M} - 1]^-$ ):  $m/z = 201.13161$ ; found  $m/z = 201.13151$ .

**3-[(2S,3R)-3-ethyl-3-(trimethylsilyl)oxiran-2-yl]propanal (10):** Epoxyalcohol **19** (2.4 g, 11.8 mmol) is dissolved in dichloromethane (75 mL). Pyridine (1.12 g, 1.14 mL, 14.2 mmol) is added with stirring prior to addition of Dess–Martin periodinane (6.02 g, 14.2 mmol). The reaction mixture is stirred for one hour at room temperature and is quenched by addition of sat.  $\text{NaHCO}_3$  solution and sat.  $\text{Na}_2\text{S}_2\text{O}_3$  solution. The phases are separated and the aqueous phase is extracted with dichloromethane. The combined organic phases are washed with brine and dried with  $\text{MgSO}_4$ . After filtration, the dichloromethane is distilled off at 500–600 Torr and 55 °C bath temperature. The residue is purified by flash chromatography using *n*-pentane/diethyl ether, 4:1 (v/v) as eluent. After distillation of the solvents, aldehyde **10** is obtained as colourless liquid (2.22 g, 11.1 mmol, 94 %).  $^1\text{H}$ -NMR (400 MHz,  $\text{CDCl}_3$ , 20 °C):  $\delta = 9.85$  (br. t, 1 H, H1), 2.74 (dd,  $J = 4.2$ , 8.5 Hz, 1 H, H4), 2.69–2.64 (m, 2H, H2), 2.09–2.02 (m, 1 H, H3), 1.95–1.80 (m, 1 H, H3), 1.74–1.67 (m, 1 H, H6), 1.34–1.24 (m, 1 H, H6), 0.91 (t,  $J = 7.5$  Hz, 3 H, H7), 0.15 (s, 9 H, TMS) ppm.  $^{13}\text{C}$ -NMR (100 MHz,  $\text{CDCl}_3$ , 20 °C)  $\delta = 201.2$  (C1), 62.1 (C4), 59.03 (C5), 41.4 (C2), 30.1 (C6), 23.6 (C3), 10.0 (C7), -1.22 (TMS) ppm. HRMS (ESI+): calcd. for  $\text{C}_{10}\text{H}_{21}\text{O}_2\text{Si}$  ( $[\text{M} + 1]^+$ ):  $m/z = 201.13161$ ; found  $m/z = 201.13031$ .

**(3R)-2,6-Dimethylocta-4,7-diyn-3-ol (24):** Zinc triflate (2.42 g, 6.65 mmol) is dried under vacuum with a heat gun until a fine white powder is obtained. After cooling to room temperature and flushing with  $\text{N}_2$ , (+)-*N*-methyl-ephedrine (1.19 g, 6.65 mmol) is added and the flask is evacuated and flushed with  $\text{N}_2$  three to four times. Then, dry toluene (5 mL) is added and the mixture is stirred vigorously at room temperature. After 5 min triethylamine (737  $\mu\text{L}$ , 5.32 mmol) is added dropwise and the mixture is stirred at room temperature for an additional hour. To the resulting biphasic suspension a solution of 3-methyl-1,4-pentadiyne (**9**) in toluene (21.1 mL of a 0.126 molar solution; see preparation of **9** above) is added at once. Stirring is continued for 1.5 hours at room temperature prior to heating the reaction mixture to 40 °C. Then, a solution of isobutyraldehyde (291  $\mu\text{L}$ , 3.19 mmol) in toluene (2 mL) is added during 4.5 hours via syringe pump. After further 30 min. at 40 °C, the reaction mixture is cooled to room temperature and the reaction is quenched by addition of sat.  $\text{NH}_4\text{Cl}$  solution (ca. 10 mL). The phases are separated and the aqueous phase is extracted with diethyl ether. Use the aqueous phase later for recovering of *N*-methyl-

ephedrine! The combined organic phases are washed with brine and dried with  $\text{MgSO}_4$ . After filtration and evaporation of the solvent, the crude product is purified by flash chromatography (petroleum ether/acetone, 6:1 v/v). Yield of **24**: 80 mg as a clear oil (0.53 mmol, 20 %). Additionally, allenyne **25** (189 mg, 1.14 mmol, 43 %) and **26** (71 mg, 0.32 mmol, 12 %) are obtained. **25**:  $^1\text{H-NMR}$  (400 MHz,  $\text{CDCl}_3$ , 20 °C):  $\delta$  = 4.89 (dq,  $J$  = 3.3, 0.9 Hz, 2H, H1); 4.28 (d,  $J$  = 5.5 Hz, 1H, H6); 1.90 (dsept,  $J$  = 6.8, 1.0 Hz, 1H, H7); 1.84 (t,  $J$  = 3.3 Hz, 3H, H10); 1.01 (d,  $J$  = 6.0 Hz, 3H, H8); 0.99 (d,  $J$  = 6.1 Hz, 3H) ppm.  $^{13}\text{C-NMR}$  (100 MHz,  $\text{CDCl}_3$ , 20 °C)  $\delta$  = 214.1 (C2); 90.6 (C4); 84.3 (C5); 81.6 (C3); 76.1 (C1); 68.4 (C6); 34.6 (C7); 19.7 (C10); 10.1 (C8); 17.5 (C9). **24**:  $^1\text{H-NMR}$  (400 MHz,  $\text{CDCl}_3$ , 20 °C):  $\delta$  = 4.16 (dt,  $J$  = 5.5, 1.3 Hz, 1H, H6); 3.53–3.46 (m, 1H, H3); 2.15 (d,  $J$  = 2.4 Hz, 1H, H1); 1.92–1.85 (m, 1H, H7); 1.47 (d,  $J$  = 6.6 Hz, 3H, H9) ppm. HRMS (ESI+): calcd. for  $\text{C}_{10}\text{H}_{15}\text{O}$  ( $[\text{M} + 1]^+$ ):  $m/z$  = 149.08719; found  $m/z$  = 149.09695.

**3-Methyl-1,5-bis(trimethylsilyl)penta-1,4-diyn-3-ol (32)**: Magnesium turnings (2.67 g, 110 mmol) are placed in a dry flask. 1-bromopropane (13.53 g, 110 mmol) is dissolved in dry THF (40 mL). 5 mL of this solution is added at once to the magnesium turnings so that the Grignard reaction starts. In case the reaction starts vigorously the reaction temperature has to be controlled by gentle cooling with cold water. Then, the rest of the bromopropane solution is carefully added dropwise at such a rate, that the reaction mixture is gently boiling. When all the bromopropane has been added, the mixture is heated to reflux until all magnesium turnings were consumed (ca. 45 min.). Then, a solution of trimethylsilylacetylene (11.79 g, 17.08 mmol) in THF (20 mL) is carefully added dropwise to the hot solution of  $n\text{PrMgBr}$  (vigorous gas evolution!). After the addition is complete, the mixture is further refluxed for 30 min. Next, a solution of ethyl acetate (4.41 g, 4.88 mmol) in THF (10 mL) is slowly added dropwise while still refluxing the reaction mixture. When the addition of ethyl acetate is complete, the reaction mixture is refluxed for another 1.5 hours. After cooling to room temperature the excess of the Grignard reagent is destroyed by carefully quenching the reaction mixture with ice-cold water (30 mL; vigorous gas evolution!) and sat.  $\text{NH}_4\text{Cl}$  solution (50 mL) under vigorous stirring. The phases are separated and the aqueous phase is acidified with 1 M HCl to dissolve precipitated salts and then extracted several times with diethyl ether. The combined organic phases were washed with brine and dried with  $\text{MgSO}_4$ . After filtration, the solvent is evaporated and the product starts to crystallize. Yield of **32**: 11.3 g (47.5 mmol, 95 %).  $^1\text{H-NMR}$  (400 MHz,  $\text{CDCl}_3$ , 20 °C):  $\delta$  = 1.73 (s, 3 H, H6), 0.17 (s, 18 H, TMS) ppm.  $^{13}\text{C-NMR}$  (100 MHz,  $\text{CDCl}_3$ , 20 °C)  $\delta$  = 106.0 (C2 + C4), 86.9 (C1 + C5), 67.9 (C3), 31.9 (C6), –0.3 (TMS) ppm.

**3-Methylpenta-1,4-diyn-3-ol (31)**: 3-Methyl-1,5-bis(trimethylsilyl)penta-1,4-diyn-3-ol (**32**) (12.2 g, 51 mmol) are dissolved in methanol (180 mL).  $\text{K}_2\text{CO}_3$  (7.05 g, 51 mmol) is added and the reaction mixture is stirred at room temperature until all starting material is consumed (TLC petroleum ether/diethyl ether, 1:1 v/v). Sat.  $\text{NH}_4\text{Cl}$  solution is added (ca. 50 mL), followed by diethyl ether (ca. 150 mL). The phases are separated and the aqueous phase is extracted twice with diethyl ether. The combined organic phases are washed 5–6 times with water. Drying with  $\text{MgSO}_4$ , filtering and evaporating the solvent at normal pressure gives the crude product, which is purified by flash chromatography (petroleum ether/diethyl ether, 2:1 v/v). The solvent of the combined product-containing fractions is distilled off at normal pressure at 55 °C bath temperature. From the residue, the product crystallizes in the refrigerator at ca. 6 °C overnight to give 2.88 g of fine white needles (60 %).  $^1\text{H-NMR}$  (400 MHz,  $\text{CDCl}_3$ , 20 °C):  $\delta$  = 2.57 (s, 2 H, H1 + H5), 2.57 (br. s, 1 H, OH), 1.80

(s, 3H, H6) ppm.  $^{13}\text{C-NMR}$  (100 MHz,  $\text{CDCl}_3$ , 20 °C)  $\delta$  = 84.4 (C2 + C4), 71.1 (C1 + C5), 59.5 (C3), 31.5 (C6) ppm.

**(6R)-8-[(2R,3R)-3-Ethyl-3-(trimethylsilyl)oxiran-2-yl]-3-methylocta-1,4-diyne-3,6-diol (33a + 33b)**: Zinc triflate (7.85 g, 21.6 mmol) is dried under vacuum with a heat gun until a fine white powder is obtained. After cooling to room temperature and flushing with  $\text{N}_2$ , (+)-*N*-methyl-ephedrine (3.94 g, 21.6 mmol) is added and the flask is evacuated and flushed with  $\text{N}_2$  three to four times. Then, dry toluene (21 mL) is added and the mixture is stirred vigorously at room temperature. After 5 min triethylamine (1.62 g, 2.23 mL, 16.0 mmol) is added dropwise and the mixture is stirred at room temperature for an additional hour. To that biphasic suspension, **31** (824 mg, 8.8 mmol) is added at once. Stirring is continued for 1.5 hours prior to heating the reaction mixture to 40 °C. Then, a solution of epoxy aldehyde **10** (1.68 g, 8.0 mmol) in toluene (8 mL) is added during 4.5 hours via syringe pump. After a further 30 min. at 40 °C, the reaction mixture is cooled to room temperature and the reaction is quenched by addition of sat.  $\text{NH}_4\text{Cl}$  solution (15 mL). The phases are separated and the aqueous phase is extracted with diethyl ether (ca. 20 mL) three times. Do **not** discard the aqueous phase! The combined organic phases are washed with brine and dried with  $\text{MgSO}_4$ . After filtration of the  $\text{MgSO}_4$  and evaporation of the solvent, the crude product is purified by flash chromatography (petroleum ether/acetone, 6:1 v/v). **33** is obtained as a mixture of diastereomers (1.92 g, 6.5 mmol, 81 %).  $^1\text{H-NMR}$  (400 MHz,  $\text{CDCl}_3$ , 20 °C):  $\delta$  = 4.53 (dt,  $J$  = 5.6, 5.0 Hz, 1H, H7), 2.77 (dd,  $J$  = 8.7, 4.2 Hz, 1H, H4), 2.53 (s, 1H, H12), 2.42–2.39 (m, 1H, OH), 1.97–1.89 (m, 3H, H5 + H6), 1.88–1.84 (m, 1H, H5), 1.76 (s, 3H, H13), 1.65–1.59 (m, 1H, H2), 1.13–1.07 (m, 1H, H2), 0.91 (t,  $J$  = 7.5 Hz, 3H, H1), 0.15 (s, 9H, TMS) ppm.  $^{13}\text{C-NMR}$  (100 MHz,  $\text{CDCl}_3$ , 20 °C)  $\delta$  = 85.9 (C8), 84.8 (C11), 83.4 (C9), 70.8 (C12), 62.9 (C3), 61.8 (C7), 59.5 (C10), 34.9 (C4), 31.6 (C5), 30.9 (C6), 30.2 (C13), 26.5 (C2), 10.1 (C1), –1.16 (TMS) ppm. HRMS (ESI–): calcd. for  $\text{C}_{16}\text{H}_{25}\text{O}_3\text{Si}$  ( $[\text{M} - 1]^-$ ):  $m/z$  = 293,15784; found  $m/z$  = 293,15812.

The aqueous phase from above is made basic by addition of NaOH solution. Extraction with diethyl ether, drying of the extract with  $\text{Na}_2\text{SO}_4$  is a means to recover the (+)-*N*-methyl ephedrine for further use.

**(2S,3R,6R)-2-Ethyl-6-(3-hydroxy-3-methylpenta-1,4-diynyl)-2-(trimethylsilyl)-tetrahydro-2H-pyran-3-ol (34a + 34b)**: The mixture of diastereomers **33a + 33b** (1.70 g, 5.7 mmol) is dissolved in dichloromethane (60 mL) and cooled to –5 °C. At this temperature  $\text{BF}_3 \cdot \text{OEt}_2$  (700  $\mu\text{L}$ , 5.7 mmol) is added dropwise. When all starting material has been consumed (TLC, petroleum ether/acetone, 3:1 v/v) the reaction mixture is quenched with sat.  $\text{NaHCO}_3$  solution. The phases are separated and the aqueous phase is extracted with dichloromethane. The combined organic phases are dried with  $\text{MgSO}_4$ , filtered and the solvents evaporated. The resulting crude product is purified by flash chromatography (petroleum ether/acetone, 4:1 v/v) to yield 1.37 g of **34a** and **30b** (4.6 mmol, 81 %) as slightly yellow oil.  $^1\text{H-NMR}$  (400 MHz,  $\text{CDCl}_3$ , 20 °C):  $\delta$  = 4.53–4.49 (m, 1H, H7), 3.73 (m, 1H, H4), 2.56 (s, 1H, H12), 2.06–1.97 (m, 1H, H2), 1.96–1.86 (m, 2H, H2 + H6), 1.78 (s, 3H, H13), 1.73–1.68 (m, 2H, H5), 1.66–1.57 (m, 1H, H2), 0.89 (t,  $J$  = 7.6 Hz, 3H, H1), 0.14 (s, 9H, TMS) ppm.  $^{13}\text{C-NMR}$  (100 MHz,  $\text{CDCl}_3$ , 20 °C)  $\delta$  = 84.9 (C8), 84.2 (C11), 83.4 (C9), 70.7 (C12), 66.8 (C4), 59.7 (C10), 31.7 (C13), 26.2 (C6), 24.4 (C5), 23.9 (C2), 9.1 (C1), –1.47 (TMS) ppm. HRMS (ESI–): calcd. for  $\text{C}_{16}\text{H}_{25}\text{O}_3\text{Si}$  ( $[\text{M} - 1]^-$ ):  $m/z$  = 293,15784; found  $m/z$  = 293,15767.

**(2R,3R,6R)-2-Ethyl-6-(3-hydroxy-3-methylpenta-1,4-diynyl)-tetrahydro-2H-pyran-3-ol (35a + 35b)**: Tetrahydro-2H-pyran **34a + 34b** (2.60 g, 8.8 mmol) are dissolved in THF (73 mL). A solution

of TBAF in THF (36.1 mL, 1 M, 36.1 mmol) are added dropwise at room temperature and the mixture is stirred for 24 h. The reaction is quenched by adding sat.  $\text{NH}_4\text{Cl}$  solution and the phases are separated. The aqueous phase is extracted with diethyl ether and the combined organic phases are washed with sat.  $\text{NaHCO}_3$  solution and brine. After drying with  $\text{MgSO}_4$ , filtration and evaporation of the solvent, the crude product is purified by flash chromatography (petroleum ether/acetone, 5:1 v/v). Yield: 1.37 g of **35a** + **35b** (6.1 mmol, 69 %) as a slightly orange oil. **34a**:  $^1\text{H-NMR}$  (400 MHz,  $\text{CDCl}_3$ , 20 °C):  $\delta$  = 4.70 (br. d,  $J$  = 3.8 Hz, 1H, H7), 3.52 (m, 1H, H3), 3.33 (dt,  $J$  = 9.0, 4.3 Hz, 1H, H4), 2.93 (br. s, 1H, OH), 2.55 (s, 1H, H12), 1.98–1.93 (m, 1H, H2), 1.91–1.83 (m, 3H, H5 and H6), 1.61–1.74 (m, 1H, H5) 1.79 (s, 3H, H13), 1.48–1.41 (m, 1H, H2), 0.97 (t,  $J$  = 7.5 Hz, 3H, H1) ppm.  $^{13}\text{C-NMR}$  (100 MHz,  $\text{CDCl}_3$ , 20 °C)  $\delta$  = 87.6 (C9), 84.8 (C11), 80.8 (C8), 77.7 (C3), 70.8 (C12), 69.8 (C4), 64.0 (C7), 59.6 (C10), 31.7 (C13), 29.8 (C6), 28.9 (C5), 24.4 (C2), 9.5 (C1) ppm. HRMS (ESI+): calcd. for  $\text{C}_{13}\text{H}_{22}\text{O}_3\text{N}$  ( $[\text{M} + \text{NH}_4]^+$ ):  $m/z$  = 240.15942; found  $m/z$  = 240.15885.

**34b**:  $^1\text{H-NMR}$  (400 MHz,  $\text{CDCl}_3$ , 20 °C):  $\delta$  = 4.12 (dd,  $J$  = 12.0, 2.4 Hz, 1H, H7), 3.38–3.32 (m, 1H, H3), 3.00 (dt,  $J$  = 8.7, 2.7 Hz, 1H, H4), 2.60 (br. s, 1H, OH), 2.54 (s, 1H, H12), 2.21–2.08 (m, 1H, H2), 1.98–1.93 (m, 1H, H6), 1.90–1.75 (m, 2H, H5 and H6) 1.77 (s, 3H, H13), 1.55–1.43 (m, 2H, H5 and H2), 0.97 (t,  $J$  = 7.5 Hz, 3H, H1) ppm.  $^{13}\text{C-NMR}$  (100 MHz,  $\text{CDCl}_3$ , 20 °C)  $\delta$  = 85.0 (C9), 84.7 (C11), 83.8 (C4), 81.6 (C8), 70.9 (C12), 69.4 (C3), 67.5 (C7), 59.4 (C10), 32.7 (C5), 32.1 (C6), 31.5 (C13); 24.8 (C2), 9.5 (C1) ppm. HRMS (ESI+): calcd. for  $\text{C}_{13}\text{H}_{22}\text{O}_3\text{N}$  ( $[\text{M} + \text{NH}_4]^+$ ):  $m/z$  = 240.15942; found  $m/z$  = 240.15903.

**(2R,3R,6R)-2-Ethyl-6-(3-acetoxy-3-methylpenta-1,4-diynyl)-tetrahydro-3-acetoxy-2H-pyran (36a + 36b)**: Diol **35a** + **35b** (1.35 g, 6.1 mmol) is dissolved in dichloromethane (60 mL). Triethylamine (1.53 g, 12.2 mmol), acetic anhydride (1.87 g, 1.73 mL, 18.3 mmol) and DMAP (98.0 mg, 0.8 mmol) are added and the reaction mixture is stirred at room temperature for 17 hours. The reaction is quenched by addition of aq. HCl (1 M, 30 mL), the phases are separated and the aqueous phase is extracted with dichloromethane. The combined organic phases are washed with brine and dried with  $\text{MgSO}_4$ . Filtration and evaporation of the solvent gives the diacetate **36a** + **36b** as pure product (1.57 g, 5.14 mmol, 84 %).  $^1\text{H-NMR}$  ( $\text{CDCl}_3$ , 400 MHz, 20 °C):  $\delta$  = 4.71 (br. d,  $J$  = 4.1 Hz, 1H, H7), 4.50 (ddd,  $J$  = 2.2, 4.4, 10.0 Hz, 1H, H4), 3.73–3.67 (m, 1H, H3), 2.63 (s, 1H, H12), 2.09 (s, 3H, H14), 2.06 (s, 3H, H15), 2.04–1.97 (m, 1H, H5), 1.95–1.89 (m, 1H, H5), 1.93 (s, 3H, H13), 1.84–1.78 (m, 2H, H6), 1.67–1.59 (m, 1H, H2), 1.42–1.34 (m, 1H, H2), 0.93 (t,  $J$  = 7.3 Hz, 3H, H1) ppm.  $^{13}\text{C-NMR}$  ( $\text{CDCl}_3$ , 100 MHz, 20 °C):  $\delta$  = 170.3 (C16), 166.4 (C17) 84.5 (C8), 82.5 (C11) 81.3 (C9), 74.9 (C4), 72.6 (C12) 71.4 (C3), 64.1 (C7), 63.4 (C10), 30.6 (C13), 29.4 (C5), 25.5 (C6), 24.4 (C14), 21.4 (C2), 21.2 (C15), 9.4 (C1) ppm. HRMS (ESI+): calcd. for  $\text{C}_{17}\text{H}_{26}\text{O}_5\text{N}$  ( $[\text{M} + \text{NH}_4]^+$ ):  $m/z$  = 324.18055; found  $m/z$  = 324.18032.

**(2R,3R,6R)-2-Ethyl-6-(3-methylpenta-1,4-diynyl)-tetrahydro-3-acetoxy-2H-pyran (37a + 37b)**: Dibalacetoxyacarbonyl (400 mg, 1.17 mmol) is dissolved in dichloromethane (15 mL) and a solution of **36a** + **36b** (306 mg, 1.00 mmol) in dichloromethane (15 mL) is added. After stirring for 1.5 h the mixture is cooled to –40 °C. After 10 min. at –40 °C triethylsilane (233 mg, 320  $\mu\text{L}$ , 2.00 mmol) and  $\text{BF}_3\cdot\text{OEt}_2$  (156.8 mg, 140  $\mu\text{L}$ , 1.1 mmol) are added successively and the reaction mixture is stirred at –40 °C for 4 hours and is allowed to reach room temperature slowly overnight. The reaction is quenched by addition of sat.  $\text{NaHCO}_3$  solution, the phases are separated and the aqueous phase is extracted with dichloromethane. The combined organic phases are washed with brine and dried with  $\text{Na}_2\text{SO}_4$ . After filtering and evaporation of the solvent the residue is taken up in acetone (5 mL) and cooled to 0 °C. With vigorous stir-

ring four portions of CAN (each portion: 1.1 g, 2.00 mmol) are added within 10 min. After CO evolution ceased (ca. 20 min.), the solvent is evaporated under reduced pressure and the residue is taken up in diethyl ether (10 mL) and mixed with water (10 mL). The phases are separated and the aqueous phase is extracted with diethyl ether. The combined organic phases are washed with brine and dried with  $\text{Na}_2\text{SO}_4$ . Purification of the residue by flash chromatography (petroleum ether/acetone, 7:1 v/v) gives pure **37a** + **37b** (86 mg, 35 %).  $^1\text{H-NMR}$  ( $\text{CDCl}_3$ , 400 MHz, 20 °C):  $\delta$  = 4.69–4.66 (m, 1H, H7), 5.50 (dt,  $J$  = 4.5, 9.4 Hz, 1H, H4), 3.72 (dt,  $J$  = 3.0, 8.6 Hz, 1H, H3), 3.53 (ddq,  $J$  = 1.8, 2.4, 7.0 Hz 1H, H10), 2.17 (d,  $J$  = 2.4 Hz, 1H, H12), 2.06 (s, 3H, H14), 2.04–1.97 (m, 1H, H5), 1.94–1.86 (m, 1H, H6), 1.84–1.78 (m, 2H, H5 + H6), 1.66–1.58 (m, 1H, H2), 1.50 (d,  $^3J_{\text{H,H}} = 7.0$  Hz, 3H, H13), 1.44–1.35 (m, 1H, H2), 0.93 (t,  $J$  = 7.5 Hz, 3H, H1) ppm.  $^{13}\text{C-NMR}$  ( $\text{CDCl}_3$ , 100 MHz, 20 °C):  $\delta$  = 170.3 (C15), 85.9 (C8), 83.4 (C9), 78.1 (C11), 74.5 (C3), 71.5 (C4), 68.4 (C12), 64.1 (C7), 29.7 (C6), 25.4 (C5), 24.4 (C2), 22.2 (C13), 21.2 (C14), 17.7 (C10), 9.4 (C1) ppm. HRMS (ESI+): calcd. for  $\text{C}_{15}\text{H}_{21}\text{O}_3$  ( $[\text{M} + \text{H}]^+$ ):  $m/z$  = 249.14852; found  $m/z$  = 249.14869.

## Acknowledgments

Financial support from Deutsche Forschungsgemeinschaft (JA 616-7/1) and from Saarland University is highly acknowledged. Open access funding enabled and organized by Projekt DEAL.

**Keywords:** Alkynylation · Diynes · Natural products · Nicholas reaction · Total synthesis

- [1] a) K. Gerth, P. Washausen, G. Höfle, H. Irschik, H. Reichenbach, *J. Antibiot.* **1996**, 49, 71–75; b) H. Reichenbach, G. Höfle, K. Gerth, P. Washausen, *PCT Int. Appl. WO97/31912*, **1997**.
- [2] a) S. M. Ringel, R. C. Greenough, S. Roemer, D. Connor, A. L. Gutt, B. Blair, G. Kanter, M. von Strandtmann, *J. Antibiot.* **1977**, 30, 371–375; b) D. T. Connor, R. C. Greenough, M. von Strandtmann, *J. Org. Chem.* **1977**, 42, 3664–3669; c) See ref.<sup>[1a]</sup>; d) G. Höfle, H. Steinmetz, K. Gerth, H. Reichenbach, *Liebigs Ann. Chem.* **1991**, 941–945; e) for a review on ambruticins see V. Michelet, J.-P. Genêt, *Curr. Org. Chem.* **2005**, 9, 405–418.
- [3] S. Hanessian, T. Focken, X. Mi, R. Oza, B. Chen, D. Ritson, R. Beaudegnies, *J. Org. Chem.* **2010**, 75, 5601–5618.
- [4] a) J. Pospisil, I. Marko, *J. Am. Chem. Soc.* **2007**, 129, 3516–3517.
- [5] S. Hanessian, T. Focken, R. Oza, *Org. Lett.* **2010**, 12, 3172–3175.
- [6] F. Lindner, S. Friedrich, F. Hahn, *J. Org. Chem.* **2018**, 83, 14091–14101.
- [7] a) S. Friedrich, F. Hemmerling, F. Lindner, A. Warnke, J. Wunderlich, G. Berkhan, F. Hahn, *Molecules* **2016**, 21, 1443; b) J. Pospisil, I. Marko, *Tetrahedron Lett.* **2008**, 49, 1523–1526; c) J. M. Lukesh, W. A. Donaldson, *Tetrahedron Lett.* **2005**, 46, 5529–5531.
- [8] For reviews on desymmetrization, see: a) R. S. Ward, *Chem. Soc. Rev.* **1990**, 19, 1–19; b) M. Wang, M. Feng, B. Tang, X. Jiang, *Tetrahedron Lett.* **2014**, 55, 7147–7155; c) M. C. Willis, *J. Chem. Soc., Perkin Trans. 1* **1999**, 1765–1784; d) M. Antiss, J. M. Holland, A. Nelson, J. R. Titchmarsh, *Synlett* **2003**, 8, 1213–1220; e) P. Vogel, S. Gerber-Lemaire, A. T. Carmona, K. T. Meilert, M.-E. Schwenter, *Pure Appl. Chem.* **2005**, 77, 131–137; f) S. R. Magnuson, *Tetrahedron* **1995**, 51, 2167–2213; g) C. S. Poss, S. L. Schreiber, *Acc. Chem. Res.* **1994**, 27, 9–17; for original work on desymmetrization of 1,n-diynes, see: h) D. Bonafoux, I. Ojima, *Org. Lett.* **2001**, 3, 1303–1305; i) S. Yoshida, K. Fukui, S. Kikuchi, T. Yamada, *J. Am. Chem. Soc.* **2010**, 132, 4072–4073; j) A. S. K. Hashmi, M. Hamzic, F. Rominger, J. W. Bats, *Chem. Eur. J.* **2009**, 15, 13318–13322; k) A. S. K. Hashmi, M. Hamzic, M. Rudolph, M. Ackermann, F. Rominger, *Adv. Synth. Catal.* **2009**, 351, 2469–2481; l) A. S. K. Hashmi, M. Wölfe, F. Ata, W. Frey, F. Rominger, *Synthesis* **2010**, 2297–2307; m) M. Nechab, M. Vanthuyne, *Org. Lett.* **2012**, 14, 3974–3977; n) A. K. Mourad, J. Leutzow, C. Czekelius, *Angew. Chem. Int. Ed.* **2012**, 51, 11149–11152; *Angew. Chem.* **2012**, 124, 11311–11314; o) A. K. Mourad, C. Czekelius, *Synlett* **2013**, 24, 1459–1463; p) R. Rüttinger,



- J. Leutzow, M. Wilsdorf, K. Wilckens, C. Czekelius, *Org. Lett.* **2011**, *13*, 224–227; q) K. Wilckens, M. Uhlemann, C. Czekelius, *Chem. Eur. J.* **2009**, *15*, 13323–13326; r) K. Wilckens, D. Lentz, C. Czekelius, *Organometallics* **2011**, *30*, 1287–1290; s) M. Wilking, C. Mück-Lichtenfeld, C. G. Daniliuc, U. Hennecke, *J. Am. Chem. Soc.* **2013**, *135*, 8133–8136.
- [9] a) A. J. Ashe, W.-T. Chan, *Tetrahedron Lett.* **1975**, *16*, 2749–2752; b) A. J. Ashe, W.-T. Chan, *J. Org. Chem.* **1979**, *44*, 1409–1413; c) T. Jeffery, S. Gueugnot, G. Linstrumelle, *Tetrahedron Lett.* **1992**, *33*, 5757–5760; d) W. Roth, V. Staemmler, M. Neumann, C. Schmuck, *Liebigs Ann.* **1995**, 1061–1118; e) H. D. Verkruisje, M. Hasselaar, *Synthesis* **1979**, 292–293; f) I. Vilotijevic, T. F. Jamison, *Science* **2007**, *317*, 1189–1192; g) J. S. Yadav, B. V. Subba Reddy, N. Trimurtulu, N. Mallikarjuna Reddy, A. R. Prasad, *Tetrahedron Lett.* **2008**, *49*, 2031–2033; h) C. Tedeschi, C. Saccavini, L. Maurette, M. Soleilhavoup, R. Chauvin, *J. Organomet. Chem.* **2003**, *670*, 151–169.
- [10] a) I. Vilotijevic, T. F. Jamison, *Angew. Chem. Int. Ed.* **2009**, *48*, 5250–5281; *Angew. Chem.* **2009**, *121*, 5352–5385; b) I. Larrosa, P. Romea, F. Urpi, *Tetrahedron* **2008**, *64*, 2683–2723; c) C. J. Morten, J. A. Byers, A. R. Van Dyke, I. Vilotijevic, T. F. Jamison, *Chem. Soc. Rev.* **2009**, *38*, 3175–3192; d) U. Koert in *Targets in Heterocyclic Systems*, Vol. 11 (Eds.: O. Attanasi, D. Spinelli), Societa Chimica Italiana, Rome, **2008**, pp. 104–121; e) K. C. Nicolaou, C. V. C. Prasad, P. K. Somers, C.-K. Hwang, *J. Am. Chem. Soc.* **1989**, *111*, 5330–5334; f) K. Fujiwara, T. Tokiwano, A. Murai, *Tetrahedron Lett.* **1995**, *36*, 8063–8066; g) H. Matsukura, M. Marimoto, H. Koshino, T. Nakata, *Tetrahedron Lett.* **1997**, *38*, 5545–5548; h) Y. Morimoto, Y. Nishikawa, C. Ueba, T. Tanaka, *Angew. Chem. Int. Ed.* **2006**, *45*, 810–812; *Angew. Chem.* **2006**, *118*, 824–826; i) T. P. Heffron, T. F. Jamison, *Org. Lett.* **2003**, *5*, 2339–2342.
- [11] see Lit. 10 i).
- [12] a) N. F. Langille, J. S. Panek, *Org. Lett.* **2004**, *6*, 3203–3206; b) A. Migita, Y. Shichijo, H. Oguri, M. Watanabe, T. Tokiwano, H. Oikawa, *Tetrahedron Lett.* **2008**, *49*, 1021–1025.
- [13] a) J. D. Warren, Y. Shi, *J. Org. Chem.* **1999**, *64*, 7675–7677; b) Z.-X. Wang, Y. Tu, M. Frohn, Y. Shi, *J. Org. Chem.* **1997**, *62*, 2328–2329; c) Z.-X. Wang, Y. Tu, M. Frohn, J.-R. Zhang, Y. Shi, *J. Am. Chem. Soc.* **1997**, *119*, 11224–11235; d) Y. Tu, Z.-X. Wang, Y. Shi, *J. Am. Chem. Soc.* **1996**, *118*, 9806–9807.
- [14] The enantiomeric purity of **19** was determined after derivatization with p-nitrobenzoyl chloride by means of chiral HPLC (see supporting information).
- [15] a) D. E. Frantz, R. Fässler, E. M. Carreira, *J. Am. Chem. Soc.* **1999**, *121*, 11245–11246; b) D. E. Frantz, R. Fässler, E. M. Carreira, *J. Am. Chem. Soc.* **2000**, *122*, 1806–1807; c) D. Boyall, F. Lopez, H. Sasaki, D. Frantz, E. M. Carreira, *Org. Lett.* **2000**, *2*, 4233–4236; d) N. K. Anand, E. M. Carreira, *J. Am. Chem. Soc.* **2001**, *123*, 9687–9688; e) H. Sasaki, D. Boyall, E. M. Carreira, *Helv. Chim. Acta* **2001**, *84*, 964–971; f) R. S. Diez, B. Adger, E. M. Carreira, *Tetrahedron* **2002**, *58*, 8341–8344; g) D. Boyall, D. E. Frantz, E. M. Carreira, *Org. Lett.* **2002**, *4*, 2605–2606; h) S. Reber, T. F. Knöpfel, E. M. Carreira, *Tetrahedron* **2003**, *59*, 6813–6817; i) A. M. Szpilman, D. M. Cereghetti, N. R. Wurtz, J. M. Manthorpe, E. M. Carreira, *Angew. Chem. Int. Ed.* **2008**, *47*, 4335–4338; *Angew. Chem.* **2008**, *120*, 4407–4410; j) Y. S. Molina, J. Ruchti, E. M. Carreira, *Org. Lett.* **2017**, *19*, 743–745; k) D. E. Frantz, R. Fässler, C. S. Tomooka, E. M. Carreira, *Acc. Chem. Res.* **2000**, *33*, 373–381; l) N. Maezaki, H. Tominaga, N. Kojima, M. Yanai, D. Urabe, T. Tanaka, *Chem. Commun.* **2004**, 406–407; m) Y. Georges, X. Ariza, J. Garcia, *J. Org. Chem.* **2009**, *74*, 2008–2012; n) G. A. Molander, F. Dehmel, *J. Am. Chem. Soc.* **2004**, *126*, 10313–10318.
- [16] The reduced reactivity of 1,4-Diyne **9** compared to simple monoalkynes is probably not due to homoconjugation of skipped 1,4-diyne. Whereas homoconjugation is discussed in cyclic 1,4-diyne with homoaromaticity, see a) L. T. Scott, M. J. Cooney, D. W. Rogers, K. Dejroongruang, *J. Am. Chem. Soc.* **1988**, *110*, 7244–7245; b) L. T. Scott, M. J. Cooney, D. Johnels, *J. Am. Chem. Soc.* **1990**, *112*, 4054–4055; c) L. T. Scott, M. J. Cooney, C. Otte, C. Puls, T. Haumann, R. Boese, P. J. Carroll, A. B. Smith III, A. de Meijere, *J. Am. Chem. Soc.* **1994**, *116*, 10275–10283; d) M. Ramming, R. Gleiter, *J. Org. Chem.* **1997**, *62*, 5821–5829; e) R. Gleiter, R. Merger, B. Nuber, *J. Am. Chem. Soc.* **1992**, *114*, 8921–8927 and references cited therein; homoconjugation is absent in acyclic 1,4-diyne, see: D. W. Rogers, N. Matsunaga, F. J. McLafferty, A. A. Zavitsas, J. F. Liebman, *J. Org. Chem.* **2004**, *69*, 7143–7147.
- [17] a) Computational Methods. The molecular structures of the compounds were energetically minimized at B97–1/cc-pVTZ level of theory<sup>[b,c]</sup> employing NWChem (version 6.1).<sup>[d]</sup> For zinc the LANL2TZ effective core potential was used.<sup>[e]</sup> To estimate the stabilities of the assumed zinc complexes with **9** and **17**, respectively, differences in energy for hypothetical reactions involving tetrahedral  $[Zn(OH_2)_4]^{2+}$  complexes were computed likewise. The energetic difference between the  $C_6H_6$  isomers **9** (3-methyl-1,4-penta-diyne) and **17** (3-methylpenta-1,2-dien-4-yne) was computed at B3LYP/cc-pVTZ including zero point energies at 298.15K.<sup>[f,g]</sup> b) F. A. Hamprecht, A. J. Cohen, D. J. Tozer, N. C. Handy, *J. Chem. Phys.* **1998**, *109*, 6264; c) T. H. Dunning Jr., *J. Chem. Phys.* **1989**, *90*, 1007; d) M. Valiev, E. J. Bylaska, N. Govind, K. Kowalski, T. P. Straatsma, H. J. J. van Dam, D. Wang, J. Nieplocha, E. Apra, T. L. Windus, W. A. de Jong, *Comput. Phys. Commun.* **2010**, *181*, 1477; e) P. J. Hay, W. R. Wadt, *J. Chem. Phys.* **1985**, *82*, 299; f) A. D. Becke, *J. Chem. Phys.* **1993**, *98*, 5648; g) C. Lee, W. Yang, R. G. Parr, *Phys. Rev. B* **1988**, *37*, 785.
- [18] For simplification of the calculations  $[Zn(H_2O)_4]^{2+}$  was chosen instead of  $Zn(OTf)_2$ .
- [19] a) S. Padmanabhan, K. M. Nicholas, *Tetrahedron Lett.* **1983**, *24*, 2239–2242; b) K. M. Nicholas, R. Pettit, *J. Organomet. Chem.* **1972**, *44*, C21–C24; c) B. J. Teobald, *Tetrahedron* **2002**, *58*, 4133–4170.
- [20] For addition to ethyl acetate see a) A. H. Alberts, *J. Am. Chem. Soc.* **1989**, *111*, 3093–3094; b) Y.-C. Dzung, C.-L. Huang, Y.-H. Liu, t.-S. Lim, I.-C. Chen, T.-Y. Luh, *Macromolecules* **2015**, *48*, 8708–8717; For cleavage of the TMS groups see c) M. Brossat, M.-P. Heck, C. Mioskowski, *J. Org. Chem.* **2007**, *72*, 5938–5941; d) D. Wang, L. Etienne, M. Echeverria, S. Moya, D. Astruc, *Chem. Eur. J.* **2014**, *20*, 4047–4054.
- [21] **33a** and **33b** were inseparable. For detailed analysis of the product mixture see SI.
- [22] a) J. J. Eisch, J. T. Trainor, *J. Org. Chem.* **1963**, *28*, 2870–2876; b) W. F. Fristad, T. R. Bailey, L. A. Paquette, *J. Am. Chem. Soc.* **1979**, *101*, 4420–4423; c) G. Adiwidjaja, H. Flörke, A. Kirsching, E. Schaumann, *Tetrahedron Lett.* **1995**, *36*, 8771–8774; d) See ref.<sup>[10i]</sup>.
- [23] N. Ljungdahl, N. P. Pera, K. H. O. Andersson, N. Kann, *Synlett* **2008**, *3*, 394–398.

Received: April 28, 2020